

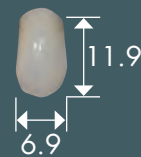
# Asortyment licówek novo.lign A górne /dolne przody

(skala 1:1, wymiary w mm)

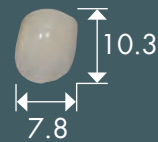
Część cerwikalna i centralna ma 1 mm grubości



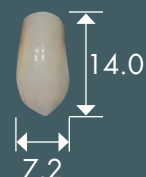
**C43**



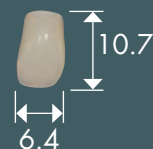
**A44**



**I45**



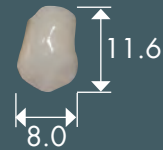

**S46**



**I47**



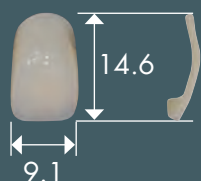
**D48**



**M48**



**D49**



# Asortyment licówek novo.lign A

górne/dolne przody

(skala 1:1, wymiary w mm)

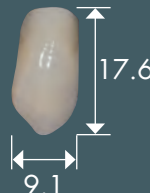
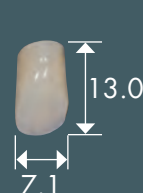
Część cerwikalna i centralna ma 1 mm grubości



**B51**




**K53**




**T35**



**D38**



**D41**



novo.lign A, novo.lign P i combo.lign są dostępne w klasycznych odcieniach A-D, jak również rozjaśnionym kolorze BL3.

# Asortyment licówek novo.lign P

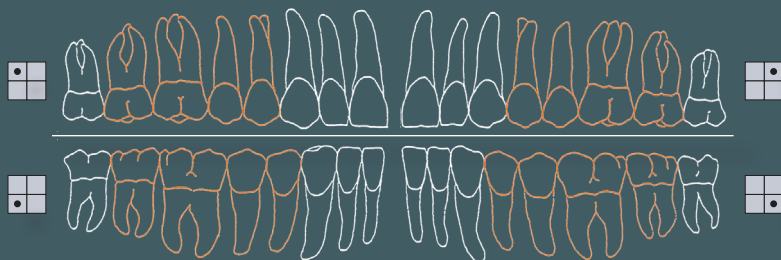
## górne/dolne boki

(skala 1:1, wymiary w mm)

Część cerwikalna i centralna ma 1.2 mm grubości



Systematyka oparta na kwadrantach



### Design - tabela zestawów

przody górne	dolne	boki górne/dolne
C43	T35	G3/W3
A44	T35	G3/W3
I45	T35	G3/W3
S46	T35/D38	G3/W3
I47	D38	G3/W4
D48	D38	G3/G4/W4
M48	D38	G3/G4/W4
D49	D38/D41	G3/G4/W4
B51	D41	G4/W5
K53	D41	G4/W5

### Wielofunkcyjne licówki

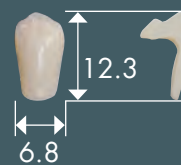
#### G3



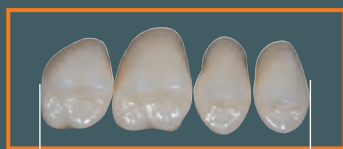
33.5



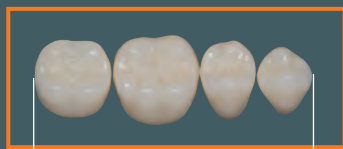
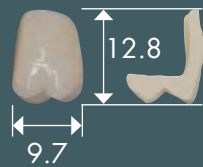
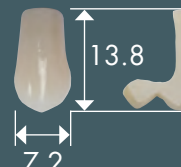
34,1



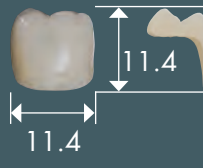
#### G4



35.7



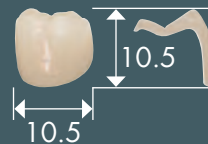
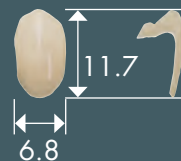
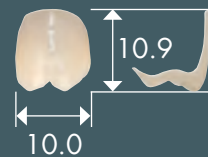
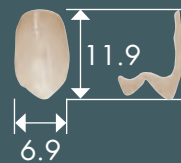
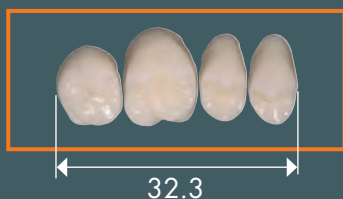
36.8



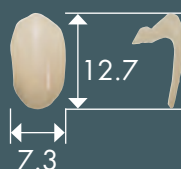
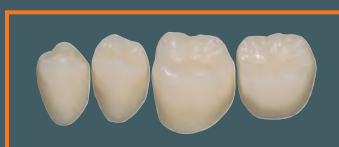
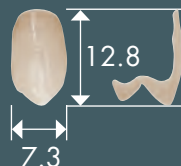
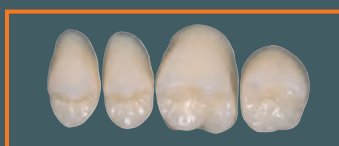


Licówki do koron i mostów

W3



W4



W5

